



**WWW.EINHORN.UA**

[einhorn@einhorn.com.ua](mailto:einhorn@einhorn.com.ua)

[andrey@einhorn.com.ua](mailto:andrey@einhorn.com.ua)

**61001 Ukraine, Kharkiv**

**Andey Kharchenko Tel./WhatsApp: +38 (050) 846 36 46**

## **THE BEST CHOICE OF NATURAL QUALITY**

### **APPLICATION:**

- Finishing of facades, fences, decoration of columns, socles;
- Interiors of apartments and country houses;
- Landscape design: paths, garden houses, curbs, bridges, ponds;
- Decoration of fireplaces and chimneys.

### **ADVANTAGES OF THE MATERIAL:**

- It is used both for exterior and interior finishing work;
- It is an ecologically clean material (the main components of artificial stone are cement and sand of natural origin);
- Easy and fast laying;
- Variety of colors and sizes, shapes and textures;
- Nonfrost-susceptible material;
- No special care is required;
- Low frequency of elements;
- Availability of corner elements;
- Fire resistance, it does not contain any combustible components; when heated, it does not emit smoke;
- Colorfastness; dyes of the Bayer company are used; changes in color are not observed even after decades of operation.



## CORNER ELEMENT

Another advantage of the artificial stone is availability of corner elements that greatly facilitate the laying process.

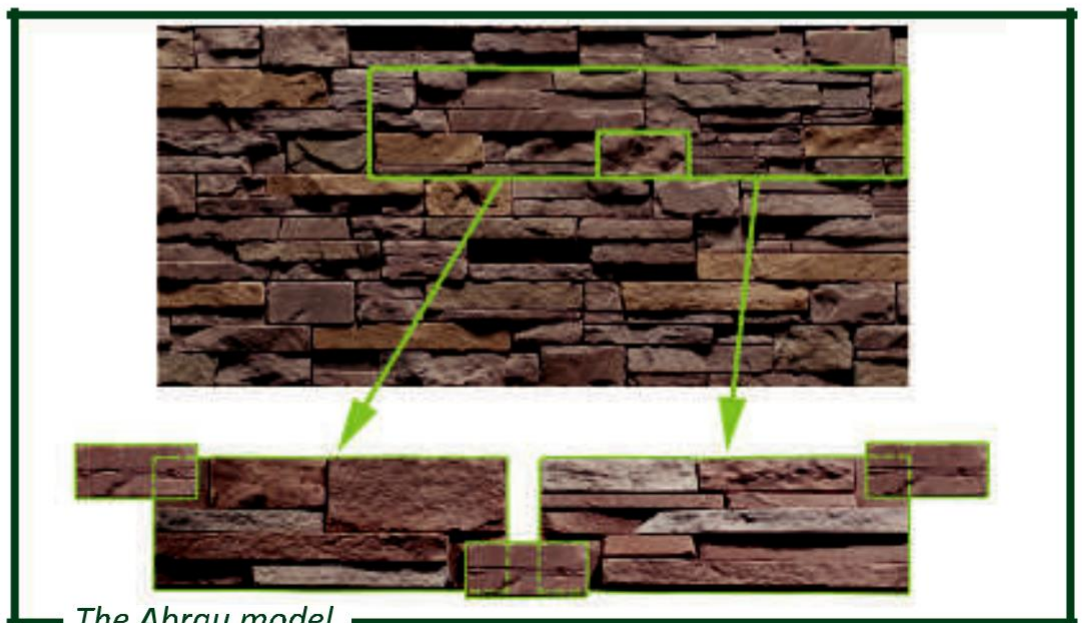
Our company produces the full-fledged corner element. It is simply indispensable for facing corners, columns, doors, windows, fireplaces, and chimneys. The corner elements are laid first.

Then the stone is to be laid in the direction from outer corners and openings (windows and doors) towards smooth walls. The corner elements should be laid by alternating between long and short sides.



*The Nebug model*

Our technologists have developed a unique model with a key stone. The use of an additional element makes it possible to hide the vertical seam, due to this, after the stone is laid, the effect of a solid array is created. By choosing this model for your house, you can be sure that you will get a qualitative result both in terms of durability and uniqueness of aesthetic perception.




*The Abrau model*



## THE ABRAU MODEL

In this model, to conceal vertical seams and ensure a better aesthetic perception, there are two typical sizes of tiles, the height is the same, but the lengths differ. Due to their alternation in an arbitrary order, it is difficult to define location of the seam between tiles. In addition, the texture is selected in such a way that the seams are perceived as the natural break of the stone.



## THE FISHT MODEL

The Fisht model can be laid out in two ways: with rejoining and without rejoining. Rejoining of different color allows creating a unique new design of your home or adapting to the existing design. When laying, it is also possible to combine this model with the Gemete model, using it a border or creating combinations of two models.




### Specifications:

Breaking strength, grade – M 250  
Absorption of water by weight – 4 %

Freeze-thaw  
resistance – F 200







decorative stone **Cinhorn**



Photo




decorative stone **Einhorn**



Photo













Photo



Photo